



2 0 1 2 J A N U A R Y

Kaleidoscopic Voices

JANUARY 2012

VOLUME 24, ISSUE 1

Co-Presidents:

Bobbie Norby
bobbix3@hotmail.com
Cindy Hawley
skoolfd@sbcglobal.net

1st VP/Programs

Linda Pohlenz

2nd VP/Opportunity Quilt

Marilyn Carnes

Newsletter

Margie Cameron
Mcamer64@me.com

Secretary

Becky DeSelle

Treasurer

Karen Brixner

Inside this Issue:

Welcome to 2012!
Financial Summary
Meet the new officers!

PROGRAM NOTE FOR JANUARY:

Our Speaker for
January is Cindy Rinne.

✧ The Prez SaySays.....✧

Happy New Year to all our fellow quilters! Your new Co-Presidents (Bobbie and Cindy) are looking forward to a year full of new and exciting quilting experiences. But first, we would also like to thank Peggy for four years of leadership, guidance and fun. You have done a great job of keeping our guild true to its *Purpose*. As we prepared for our new positions in the guild, I read over our By-Laws. Something I hadn't done in a while, how about you? I thought it might be appropriate to start the year off by sharing an important article from those By-Laws.

Article II: Purpose

The purpose of this organization is to promote the appreciation of the art of quilting, provide educational opportunities, provide a place for fellowship among quilters, and to preserve the tradition, culture, and history of quilting through community projects.

Bobbie and I plan to keep our Purpose at the forefront. We feel it is important to all Kaleidoscope members and to the future quilters.

I recently read "That Dorky Homemade Look" and laughed all the way through it. It made me think of my 1st sewing experiences (my mom taught sewing at our local Knit (yes knit) fabric store. Before that I can remember shopping with my mom for fabric at Woolworth's, Sears and Florence Fabrics (the speciality fabric store). I sewed dresses, t-shirts with ribbed necklines (remember those?), skirts and blouses-with pointed collars. Just after my son was born I bought a serger and serged Halloween costumes, maternity clothes and many other things. Then I found the love of quilting.. Then Cindy invited me to a Guild meeting and here I am!! I will share a Principle of Dorky quiltmaking:

1. Pretty fabric is not acceptable. Go right back to the quilt shop and exchange it for something you feel sorry for..

Cindy & Bobbie



Dates to Remember



MARK YOUR CALENDARS FOR:

1/11/12

Kaleidoscope Quilt Guild Board meeting @ 6:30 p.m. @ Cindy's. Please let her know if you will be there so she can plan....

1/18/12

Kaleidoscope Quilt Guild meeting @ 6:30 p.m. Lemon Grove Masonic Center Cindy Rinne will be our featured speaker.

1/19-1/22/12

Road to California Thursday - Saturday 9:30 a.m. - 6 p.m., Sunday 10 a.m. - 3:30 p.m. **Ontario Convention Center**, Ontario CA



Our
January
Birthdays

- 1/6 Lola O'Leary
- 1/9 Shiela Rabell
- 1/20 Anna Lancia
- Terry Cleary
- 1/24 Elaine Archer
- Cynthia LaPla




Membership By Debbie Sherrell

It is membership renewal time again. Please try to get your \$25 membership fee in by February, so that you will be included in the 2011 membership directory. We aim at having everyone's membership in and any directory changes noted by the end of February. We are trying to publish a new updated 2011 directory in March. If you have changed your phone number, address or e-mail address, please stop by the membership desk and note your changes. If you are unable to attend the January or February meetings, you can mail your membership payments directly to Debbie Sherrell.



Hospitality by Lois Gresham

Snacks will be Cindy Ciolli, Alice Converse and Margie Cameron
Beverages - Dee Johnson and Areleen Beckhusen.




BLOCK OF THE MONTH

by Ruth Simon

After a break, we will be starting up again with new blocks of the month!. Barbara Lopez and Barbra Stewart are doing the block for January--be sure to check it out and purchase one (or more!) You could get lucky and win--we've seen some nice quilts from the blocks of the month. The next one could be yours!

Programs and Workshops by Margie Cameron for Linda Pohlenz



We are starting the year with Cindy Rinne, doing Narrative Art Quilts. Cindy uses many different materials to create mixed media textile art. She uses pieces of people's past to create art work feeling that it represents community. She feels that there are layer revealing destruction, change and beginnings. She uses paints, inks, as well as layers of embellishment and hand embroidery for texture and dimension. Cindy has had shows all over the United States and had taught all over as well most notably at Camp Watch-a-Patcher in Orange County in recent years. You should enjoy her presentation.

Donna Francis is one of the speaker angels--we can use two more. Margie Cameron will be the bathroom angel and Lola O'Leary and Rosa Blatchford are the table angels.

OPPORTUNITY QUILT

By Marilyn Carnes

Our Kaleidoscope Guild 2012 Opportunity Quilt is being designed as you read this. It will be whimsical, bright, cheery, happy, and VERY Sandy Eggo. Thanks goes to Peggy Couvrette for being the *director in charge* of this project. I will be sharing more information with you, as well as revealing the other quilt artists who are helping with this quilt.

For new members reading this, let me explain that each year our guild sells tickets for an Opportunity Quilt. At the end of the year one ticket stub is drawn – and that person wins the quilt. The proceeds from the tickets sales go to pay for our guild speakers and programs. Each member is asked to sell \$25 worth of tickets.

This coming year we will be showing our quilt at various events. Last year we had 4 venues: Rosies and Memory Lane during quilt runs, the fair at Cuyamaca College, and our quilt show in October. This year we do not have a quilt show planned – which means one less venue in which to sell tickets. If you have ideas of public events where we might set up a booth and sell quilt tickets – let me know.

So...I will be asking you again this year to do your part (and its fun!) in “sitting” with our quilt, showing it to the public, advertising our guild, and selling tickets.

There were also several great ladies who took the quilt out on their own to other guilds and clubs. Once again I would appreciate this wonderful help!



Retreat News by Debbie Woods

Yo ho yo ho a Pirates life it is. Ahoy mateys--we'll be embarkin' on a pirate's adventure as we sail towards our retreat. We will have more information to come at the January meeting. You can sign up to take yur chances (taking deposits for the retreat) at the February meeting. Will you be a lookin for your pirates booty or will you miss a chance to strike it rich---arrgh!



Christmas Surprise for our Outgoing President.....

At our wonderful Christmas Party (thanks Debbie and Becky and committee for a wonderful party) we presented Peggy with her President's Quilt. The quilt was made with fabrics given by many of our members using a



pattern from Larene Smith who spoke at our Guild. Gwen Campbell did the beautiful quilting.



Peggy served our Guild for four years-- this was the least we could do for her!

Grossmont Adult Quilting Classes Start Jan. 3

Quilting classes through the Grossmont Adult School program start Tues., Jan. 3. These classes are a bargain at only \$39 for Karen's evening class or \$20 for Anna's senior day classes. You get a dozen 3-hour sessions—that's only about a dollar per hour! Don't worry if you miss the first class, come next week. We all have a great time, with some new patterns and techniques thrown in. Come join us!

Anna's classes start:

Tues., Jan. 3 at 9:00 am in Rm. 53 at Foothills Adult Center, 1550 Melody Ln., El Cajon, Wed., Jan. 4 at 9:00 am in Bldg. 8 at Santee Civic Center, 10601 Magnolia, Santee, and Thurs., Jan. 5 at 12:30 pm in Rm. 11 at Foothills Adult Center.

Karen's class starts **TUESDAY**, Jan. 3 at 6:30 pm at Steele Canyon High School, 12440 Campo Rd., Spring Valley, Rm. 102A. Steele Canyon is 1 mile east of Jamacha on Campo Rd. in the Rancho San Diego area. Karen is doing the short-cut blocks from the book Rotary Revolution by Anita Grossman. You can make a row quilt with the blocks, pick one or two blocks you particularly like and make a quilt, or you can make a couple of table runners or table toppers.

You can now register online at www.adultschool.guhsd.net. Just go to the website, create a user name and password as a new student or log on if you have already created a user name and password. Then look for quilting classes under Needlecrafts. Or you can enter the class number from the catalog in a box near the top of the class department window, which will take you directly to the class. The number for Karen's class is 106215. Anna's class numbers are 087102 for her Tues. class, 087158 for Wed., and 087103 for Thurs. You must pay by credit card online. The other option to register is to come to school early the first day of class or beforehand, and register in the adult school office. Payment is by cash or check if you register in person. The teacher can no longer register students in class.


If you have any questions give Anna a call at 619-461-1910 or Karen an email at kbrixner@cox.net.

News from Down Under....

by Suzannah Richardson

I've been hearing for a month now that it's summer here but I didn't actually believe it until yesterday. You haven't felt sun until you've felt the Australian sun, it is so much stronger here. I actually got sunburned inside the car while wearing sunscreen. They have a saying here that if you don't like the weather just wait a few hours, and that certainly seems true. On Christmas morning it was nice and sunny, then by noon it was hot and humid, and by 6 pm a storm had rolled in and we had a thunder and lightening storm complete with hail. All of this weather makes a perfect excuse to stay inside and sew with the air conditioner cranked up.

Before I moved here I found a pattern in a magazine that used Australian Aboriginal fabric. I did some research and found this website www.fabricandart.com with a beautiful selection of aboriginal fabric for less than half the price I can get it for here. I purchased heaps of it so that once I moved I could make an Aboriginal quilt for the guest bed. The solid colors of the pattern depict the Australian landscape, from clear blue seas to red dirt to green grass and blue skies. The original pattern was lap sized, but I ended up extending the blues on the top and bottom. I really despise quilt squares using the snowball method, I can never quite get the seams to match up. I think the colors and patterns of the quilt are enough to distract from those imperfections though. I had someone quilt it for me, and I really wish I could bring it in to share with everyone. The quilting is absolutely amazing. In the red and orange section she quilted Ularu (also known as Ayers Rock) which is an Aboriginal landmark in the red center. There is a giant snake coiled around the center, and surrounding that are a kangaroo, echidna, platypus, and some other unique animals. It is truly a work of art. When she told me she went a little crazy with the quilting she was not exaggerating!



I've been having fun decorating the guest room. Besides the aboriginal quilt, I also made a wall hanging using a fabric kit my husband made me buy in New Zealand last year. I have found myself copying the simplicity in a lot of quilts lately, mainly because plain black fabric is one thing I can find cheap here. Another feature of the room is a paper mache kangaroo that my mom painted while she was visiting. She wasn't particularly impressed with it, but I think it is smashing. Some day I'll have to bring that in to show and tell too!

